

SCCM Congress Session Builder Guide

This is a brief guide describing how to submit a session for the 2025 Critical Care Congress.

****Please note:** This session builder system is Faculty (Speaker) focused. You will need to provide a Faculty (Speaker) name first and then attach a Presentation Topic to that individual. If you have an idea for a Presentation Topic, but **DO NOT** have a Speaker in mind yet, then you will need to first enter in a TBD Faculty (the process is outlined in the instructions below) and then attach the Presentation Topic you have in mind to that TBD Faculty.

Logging in to the Session Builder

Navigate to MySCCM.org in your web browser. Log in using your Customer ID and password. If you have forgotten your Customer ID and/or password, click “Forgot Username” or “Forgot password” to reset one or both.

The screenshot shows the login interface for MySCCM.org. At the top, there is a navigation bar with links for Membership, Education, Critical Care Congress, Research, and Clinical Resources. The main heading reads "One account. All of SCCM." Below this, users are prompted to "Sign into your SCCM account". The login form includes a text input for the "SCCM Customer ID", another for the "Password", and a blue "Log In" button. Below the button are two links: "Forgot Username" and "Forgot Password".

If you do not have an SCCM account, you will need to create one by clicking “New User” on the drop-down menu under “Log In.”

The screenshot displays the SCCM homepage. The top navigation bar includes links for Membership, Education, Critical Care Congress, Research, and Clinical Resources. A prominent banner features the text "Make Your Impact on Critical Care!" and a "Become a Member" button. Below the banner, a section titled "The Latest From SCCM" highlights three recent articles. The first article is "Remembering a Founder: Ake Grenvik, MD, PhD, MCCM". The second is "Surviving Sepsis Campaign Releases 2021 Adult Sepsis Guidelines". The third is "Prepare for a Surge of Pediatric Patients With COVID-19". Each article includes a "Read More" button and a "More Blog Posts" link.

Fill in the blanks shown below to create an account. Once you create your account, you will receive an email with your Customer ID. Use this Customer ID and your password to log in to the system as shown above.

SCCM Connect MySCCM Store Join Log In

Society of Critical Care Medicine
The Intensive Care Professionals

Membership Education Critical Care Congress Research Clinical Resources

SCCM > My Profile > Create Account

Create Account

Demographics
Communication Preferences
Password
Education and Board Certification
Institution
Specialty Section
Self-Identified Expertise
Order History

First Name: *
Last Name: *
E-Mail: *

Profession: *
Select a Profession
Password: *
Confirm Password: *

Submit

Society of Critical Care Medicine
500 Midway Drive
Mount Prospect, IL 60056 USA
Phone: +1 947 937 6999

Contact Us
About SCCM
Newsroom

MySCCM
LearnICU
Patients & Families

GET OUR NEWSLETTER

Once you have logged in, you will see a section in the center labeled "2025 Critical Care Congress Session Proposal Submission." Click the blue "Submit your session now!" button to get started.

Membership Education Critical Care Congress Research

MY LEARNING MY INVC

2025 Critical Care Congress Session Proposal Submission Site

Submit your session now!

After clicking “Submit your session now!” you will land on the login page. Before you begin, read the section headed “Important Reminders About Your Submission.” Then click the blue “Login” button to begin your submission.



Critical Care Congress
FEBRUARY 23-26, 2025 | ORLANDO, FLORIDA

Society of Critical Care Medicine
The Intensive Care Professionals

CRITICAL CARE CONGRESS

Conference Details | Technical Support

Welcome to the 2025 Critical Care Congress Session Submission Site

Use this site to enter session information into the SCCM session builder system.

Important Reminders About Your Submission:

- Incomplete submissions will not be reviewed by the Congress Program Committee.
- Please do not create another account if you already have one. Please reset your login information or contact Customer Service if you have account questions.
- Once you have finalized your submission you will receive an email notification. Please note that this email is only sent to the person who submits the session.
- **PLEASE NOTE: The Congress Program Committee reserves the right to change/alter/merge/reject session, titles, content, and speakers to meet program needs.**
- Contact SCCM Customer Service with any questions:
Email: support@sccm.org
Phone: 847-827-6888

Congress Session Submission Site

Click 'Login' to begin your submission.

[Login](#)

Questions? Organizer: Customer Service - [Support@sccm.org](mailto:support@sccm.org) / (847) 827-6888

When you log in to the session submission platform for the first time, you will be prompted to read and sign the Privacy Notice. Review and electronically sign the agreement when prompted. You must agree to the Privacy Notice to proceed. If you have any questions, please contact SCCM Customer Service at support@sccm.org or +1 847 827-6888.

Log Out

Conference Details | Technical Support



PRIVACY NOTICE

Skip Form

The software platform (Cadmium) requires that SCCM users agree to the agreement below in order to access the system. Please review and electronically sign the agreement when prompted. If you have any questions, please contact SCCM.



Summary

We are collecting your personal data on behalf of Society of Critical Care Medicine to allow them to manage the submission, review, selection, and scheduling process for your submissions, awards, or grants through our platform. We may share your information with Society of Critical Care Medicine's vendors related to registration, membership, and 3rd party analytics services.



Full Text (version 2951-21440-1998)

Print

Export

1. What we need

Our Personal Data Protection Policy governs the use and storage of your data. You can see our Privacy Policy at <https://www.cadmiumCD.com/cadmiumcd/privacy.asp>. The terms personal data and personally identified data are used interchangeably. Society of Critical Care Medicine is a Controller of the personal data you (data subject) provide us. Cadmium is its Processor. The following types of personal data we collect from you on behalf of a Controller, may include, however are not limited to: Full name, telephone number, position, organization, credentials, membership, member number, login name, department, role, biography, and digital identity (photo).

2. Why we need it

We need your personal data in order to allow the Controller to manage the submission, review, scheduling or administration of your information through our software systems.

3. What we do with it

Your personal data is processed in Forest Hill, Maryland, located in the United States. Hosting and storage of your data takes place in the Rackspace Cloud, which has a global footprint and in our dedicated Rackspace Servers, which are located in the United States. As requested by Society of Critical Care Medicine, we may share your information with Society of Critical Care Medicine's vendors related to registration, membership, and 3rd party analytics services.

4. How long we keep it

According to our Data Retention Policy, we will keep your personal data for a period of 6 years from the last date we process your data on behalf of the Controller. After this period, your personal data will be irreversibly destroyed or anonymized. Any personal data held by us for marketing and service update notifications will be kept by us until such time that you notify us that you no longer wish to receive this information.

5. What are your rights?

Should you believe that any personal data we hold on you is incorrect or incomplete, you have the ability to request to see this information, rectify it or have it deleted, upon approval by the Controller. Please contact us through the data subject access request form found on our website at <https://cadmiumCD.com/mydata>.

In the event that you wish to complain about how we have handled your personal data, please contact our Data Protection Administrator at privacy@GoCadmium.com or in writing at

Cadmium
c/o Data Protection Administrator
19 Newport Drive, Ste. 101
Forest Hill, MD 21050

Our Data Protection Administrator will then look into your complaint and work with you to resolve the matter.



Consent

I have reviewed the privacy notice above and consent to the processing of my data. I am aware and I was informed that I may withdraw my consent at any time by completing the DATA SUBJECT CONSENT WITHDRAWAL FORM at <https://cadmiumCD.com/mydata>.


Enter your e-signature

Please type your full name on the line above

Skip Form


Instructions for each step are in the blue boxes. After reading the instructions, click **“Click here to begin a new submission,”** which is in green text at the bottom of the page.

Home | Log Out Conference Details | Technical Support




EVENT INFORMATION

2025 Annual Meeting
February 23 – 26, 2025 (Sunday – Wednesday)
Orlando, Florida
United States
[Contact the Event Organizer](#)




YOUR PROFILE

Katie Barten, BA, DES
Company / Institution: Society...
Logins: 1 [Log Out](#)
[View / Edit Your Profile](#)



SUBMIT FEEDBACK

We always welcome feedback, and we want to hear what you like and what can be improved.
[Feedback Form](#)



SUBMISSIONS


(You have 0 complete submissions, 0 incomplete submissions, and 0 withdrawn submissions)

Welcome to the 2025 Critical Care Congress Proposal Submission Site!

Use this site to enter session information into the SCCM session builder system.

Important Reminders About Your Submission:

- Incomplete submissions will not be reviewed by the Congress Program Committee.
- Please do not create another account if you already have one. Please reset your login information or contact Customer Service if you have account questions.
- Once you have finalized your submission you will receive an email notification. Please note that this email is only sent to the person who submits the session.
- PLEASE NOTE: The Congress Program Committee reserves the right to change/alter/merge/reject session, titles, content, and speakers to meet program needs.
- Contact SCCM Customer Service with any questions:
Email: support@sccm.org
Phone: 847-827-6888

 [+ Click here to begin a new submission](#)

The system will guide you through the submission process. Be sure to read the instructional text in the blue boxes as you proceed. They explain in detail the steps you need to take.


1. Enter your session title in the box labeled “Submission Title.” Your session title should be creative, catchy, and attention grabbing.
2. Select your “Submission Format” from the dropdown menu. For more clarification on each option, click “View Submission Format Descriptions.”

Your options are:

- One-Hour Concurrent Session
- Two-Hour Concurrent Session
- Plenary Session
- Half-Day Pre-/Post-Course
- Full-Day Pre-/Post-Course
- Two Day Pre-/Post-Course

3. Select your "Submission Category" from the dropdown menu. (SCCM also calls these Knowledge Areas.)
4. Once you have entered your Submission Title and selected your Submission Format, click the blue "Submit" button.

Home / New Submission



START A NEW SUBMISSION

Submit

Please enter a title below. The title should be entered in title case. Please only use capital letters for the principal words. Articles, conjunctions, and prepositions do not get capital letters unless they start the title.

Submission Title *
The title should be entered in title case. 100 character maximum. No images or tables will be accepted.

Test Concurrent Session 23 characters (100 max)
3 words (100 max)


Submission Format *
One-Hour Concurrent Session View Submission Format descriptions.

Submission Category *
Cardiovascular View Submission Category descriptions.

Submit

You will now see the "Task List" for your session. Read the instructional text in the blue box and proceed down the page.

Home / Submission / Task List for 'Test Concurrent Session'



TASK LIST

Save Submission



1. Please click on each task below to enter the requested information.
2. Once completed, the task will then appear with a large **green check mark**.
3. After you have completed all of the tasks below, select "Save Submission".



Test Concurrent Session
Submission ID: 1343981
Submission Format: One-Hour Concurrent Session
Submission Category: Cardiovascular
Submission Status: Active



The process for creating a new session proposal comprises the following six tasks:



1. Acknowledgement
2. Overall Description
3. Learning Objectives
4. Categories
5. Moderator/Faculty Member
6. Topics and Descriptions



Submission Title: One-Hour Concurrent Session Test 1



 **1. Acknowledgement**
Click here to complete the Acknowledgement Task. 

 **2. Overall Description**
Click here to add an overall description to your session. 

 **3. Learning Objective(s)**
Provide 3 learning objectives that are clear, measurable, and achievable. 

 **4. Categories**
Click here to add classification and patient type to your submission 


 **5. Moderator/Faculty Member**
Last Updated Tuesday, September 13, 2022, 12:03 AM
Click here to add a Moderator/Faculty to this session. 

 **6. Topics and Descriptions**
Last Updated Tuesday, September 13, 2022, 12:03 AM
Click here to add Topics and Descriptions to this Session 

[Save Submission](#)

Task 1. Acknowledgement. Read and acknowledge the guidelines for submitting a session proposal, sign electronically, then click the blue “Save” button.

[Home](#) / [Submission](#) / [Tasks](#) / Edit Acknowledgement Task for "Test Submission"

 EDIT ACKNOWLEDGEMENT TASK FOR 'TEST SUBMISSION' Save

Read and acknowledge the guidelines for submitting a session proposal, sign electronically, and then click "Save". * indicates a required field

- 1 I am aware that my session submission may not be used in its entirety, but selected portions (i.e. titles, topics, speakers, objectives, and moderators) may be utilized. If major portions of my submission are utilized, I will be recognized as a contributor to the Congress Program. *

I agree
- 2 If substantive portions of my submission are chosen, I will receive notification. *

I agree
- 3 I am aware that my submission is more likely to be chosen if it includes: *

 - Multi-Professionals (e.g. Physicians, nurses, advanced practice providers, respiratory therapists, pharmacists, dietitians, etc.)
 - Multi-Institutional & Multi-Regional Speakers
 - SCCM Members are preferred for sustainability of the SCCM mission
 - Engaging and informative titles for the session and each topic/lecture
 - At least one Basic Science Topic/lecture, if appropriate

I agree
- 4 I will include my rationale for the proposed speaker and supporting citations, if relevant. *

I agree
- 5 I will choose at least one alternate speaker for each topic/lecture. *

I agree
- 6 I will attempt to choose 2 moderators who are SCCM members and will include one early-career and one established career member. *

I agree
- 7 I am aware of the appropriate number of speakers for the proposed time frame for the session: *

 - One-Hour Concurrent sessions may have 2 or 3 topics and speakers
 - Two-Hour Concurrent sessions may have up to 5 topics and speakers
 - Half-Day Pre- and Post-Course sessions may have up to 5 topics and speakers
 - Full-Day Pre- and Post-Course sessions may have up to 10 topics and speakers

I agree
- 8 I have read the above and will adhere to these guidelines. *

Enter Full Name in text box below [electronic signature]

Save

Task 2. Overall Description. Mark if your session will include a panel discussion. If this session is being submitted on behalf of a group such as a section or committee, please note which group in the provided field. Then, type your session description in the field and click the blue “Continue” button.



Form Completed

This form is complete, but you can continue to update it.
If you make changes, don't forget to re-submit by clicking the "Continue" button.

Please complete the required field below.

* indicates a required field

Does this session include a panel discussion? *

No

Is this session being submitted on behalf of a section or committee? Please type the name of the group if so or 'N/A' if not applicable. *

N/A

Overall Session Description *

Do not include text formatting such as bolding, italics, bullet points, etc. Max character limit of 2500.

Description



11 characters (1 - 2,500 characters)
1 word

Continue

Task 3. Learning Objectives. Be sure to read the information in the blue boxes at the top. These contain guidelines on writing robust learning objectives. For additional guidance, you can also download the Bloom’s Taxonomy table by clicking “Click here to see the Bloom’s Taxonomy table.” **You are required to enter at least three learning objectives.** Once you have entered your learning objectives, click the “Complete Task” button.

Submission Title: Test Submission

Home / Submission / Tasks / Edit Learning Objectives Task for 'Test Submission'

EDIT LEARNING OBJECTIVES TASK FOR 'TEST SUBMISSION' Continue

Please provide a minimum of 3 learning objectives that are clear, measurable, and achievable.

Tips for Writing Measurable Learning Objectives

- Written from the point of what the learners should know or be able to do at the end of the session
- Designed to build knowledge and/or skills
- Contain observable and measurable outcomes
- Use measurable action verbs
- Set the direction of the session
- Keep the presentation or training focused
- Each objective should describe one outcome
- ACE (Accredited Continuing Education) learning objectives must address professional competence, performance, or patient outcomes

Examples of learning objectives:

- Upon completion of this session, learners will be able to evaluate and determine applicability of...
- At the conclusion of this session, the learner will be able to calculate...
- After completing this session, learners will be able to apply...

Note: Learning objectives are often written using information from Bloom's Taxonomy. [Click here to see the Bloom's Taxonomy table.](#)

* Indicates a required field

1 Answer the following questions for Learning Objective 1

Learning Objective 1 *
Please do **not** use bullets, numbers, or symbols.

Enter Learning Objective

2 Answer the following questions for Learning Objective 2

Learning Objective 2 *
Please do **not** use bullets, numbers, or symbols.

Enter Learning Objective

3 Answer the following questions for Learning Objective 3


Learning Objective 3 *
Please do **not** use bullets, numbers, or symbols.

Enter Learning Objective

Task 4. Categories. Select the General Classification, Patient Type, Category, Category Alternate 1 (if necessary), Category Alternate 2 (if necessary), and Keywords. The keywords are listed in alphabetical order; you can also search by using the search function (Ctrl+F). Once you have made your selections, click the “Continue” button.

Submission Title: Test Concurrent Session

Home / Submission / Tasks / Edit Categories Task for 'Test Concurrent Session'

 EDIT CATEGORIES TASK FOR 'TEST CONCURRENT SESSION' Continue

Please make the appropriate selections below for your submission. * indicates a required field

- 1 General Classification***
- 2 Patient Type***
- 3 Category***
Select the category that best describes your session.
- 4 Category Alternate 1**
If necessary, select an Alternate Category
- 5 Category Alternate 2**
If necessary, select a second Alternate Category
- 6 Keywords**
Select keywords associated with your submission. You may choose multiple. Keywords are listed in alphabetical order and you can also search the site by using the search and find (Ctrl+F) function to search the page.
 - abdominal compartment syndrome
 - acid-base physiology
 - acute lung injury/ALI
 - acute respiratory distress syndrome/ARDS
 - administration
 - adrenocortical function
 - advance directives

Task 5. Moderator/Faculty Member. Be sure to read the instructional text in the blue box as you proceed for details about adding a moderator/faculty member.

Please add Moderators/Faculty Members to this session. You will add the presentation topics to the faculty you designate here in the following task.

Suggestions for choosing faculty (speakers):

- Multi-professional
- Multi-institutional
- Diverse backgrounds
- Outstanding practicing professionals
- Content experts
- Effective presenters

You are encouraged to choose two people as moderators, one "senior" experienced moderator and one "junior" less experienced moderator.

Moderator responsibilities include helping to plan, organize, coordinate, and monitor education sessions at the annual Congress. Moderators are also responsible to ensure ACCME compliance on site.

To add a Moderator/Faculty Member:

- Search for the Moderator or Faculty Member using the **green** Member Lookup button below. Type in all or part of the name of the individual you would like to look up. Select the individual's name you are looking for from the listing that pops up in response and choose a session role.
- If the name you are looking for does not populate under the Member Lookup, then type the Moderator/Faculty Member's first name, last name, and email address in the fields available. Then select the session role for that individual. All 4 of these fields are required.
- If a Moderator or Faculty Member is still to be determined, enter TBD# in the first and last name fields for each individual (e.g. TBD1, TBD2, TBD3, etc.). The system requires a unique email address for each individual. Use your own email address, but add TBD# to it for each individual you are adding (e.g. submitter S. Smith whose email is ssmith@medicalu.edu would enter ssmithtbd1@medicalu.edu).
- Please be sure to add a BACK-UP SPEAKER as an option for EACH Moderator/Faculty Member you identify in this task.

You must complete the required Moderator/Faculty profile fields to assign that person to a session or topic.


To complete a Moderator/Faculty Member's profile:

- Click on the 'Edit Moderator/Faculty Member' button to complete the required fields in the profile. If you identified the Faculty Member via the Member Lookup function, the profile fields will automatically populate. If you entered a new Faculty Member, you will need to fill in the required fields. Enter N/A in fields you do not know. For TBD Faculty, enter N/A in the required fields.
- A **green check mark** indicates a complete profile.
- Once the profile is complete, click 'Save Moderator/Faculty Member' to complete the task.

* Indicates a required field

When entering moderators and faculty members for your session, you can either use the "Member Lookup" by clicking the green "Member Lookup" button OR add the information manually if you are sure of the exact spelling of the individual's name and email address. Using the "Member Lookup" function will ensure accuracy by allowing you to find the most up-to-date information on the member in the SCCM database.

Add New Plenary Moderator/Plenary Faculty

Member Lookup 

First Name *	Last Name *	Email *	Roles *
<input type="text" value="Katie"/>	<input type="text" value="Barten"/>	<input type="text" value="kbarten@sccm.org"/>	Please select at least one Roles
			<input type="checkbox"/> Plenary Faculty
			<input type="checkbox"/> Plenary Moderator
			<input type="checkbox"/> Back-up Speaker
			<input type="checkbox"/> Back-Up Moderator
			<input type="checkbox"/> TBD Faculty

To use the “Member Lookup” function, enter what you know of the individual’s first and last name. Select a name from the list that appears in response and click the green plus sign. This information will autopopulate in the first three required fields.

Member Lookup

Search for a member name below. If results are returned, you can click on a member profile to auto-fill the new Plenary Moderator/Plenary Faculty fields.

First Name * Last Name *

Kat barte

Organization

Barten, Katie Society of Critical Care Medicine kbarten@sccm.org

+ Add Plenary Moderator/Plenary Faculty

Close Search

Next, assign a role(s) (moderator, faculty, back-up speaker, back-up moderator, panelist, or TBD faculty) to the individual by checking one or more of the boxes on the right, as shown below. Click on the blue button to add the moderator/faculty member. Continue this process until you have an appropriate number of moderators, faculty, and back-up speakers/moderators for your proposed session. Each individual **MUST** match up when filling in the information for Task 6. Topics and Descriptions.

Add New Moderator/Faculty Member

Member Lookup

First Name * Last Name * Email *

Katie Barten kbarten@sccm.org

Roles *
Please select at least one Role

Concurrent Session Faculty

Concurrent Session Moderator

Panelist

Back-up Speaker

Back-up Moderator

TBD Faculty

Add Moderator/Faculty Member

If any of the moderators or faculty members have the “Profile Incomplete” message under their name, you will need to fill in the required information on the profile page before you proceed. To do this, click the blue “Edit Profile” button for that individual. Fill in all the required fields on the profile page (designated with a red asterisk), entering N/A for any information you do not know.

Add New Moderator/Faculty Member

Member Lookup

First Name *

Katie

Last Name *

Barten

Email *

kbarten@sccm.org

Roles *

Please select at least one Role

- Concurrent Session Faculty
- Concurrent Session Moderator
- Panelist
- Back-up Speaker
- Back-up Moderator
- TBD Faculty

Add Moderator/Faculty Member

Moderator/Faculty Member List

You must add at least 1 moderator/faculty member and no more than 10.

You must add at least 1 concurrent session faculty and no more than 10 concurrent session faculty.

You must add at least 1 concurrent session moderator and no more than 2 concurrent session moderators.

You can add a maximum of 6 back-up speakers for this submission.

You can add a maximum of 2 back-up moderators for this submission.

You can add a maximum of 5 tbd faculty for this submission.

1

Katie Barten, BA, DES

TEST Education Specialist, Society of Critical Care Medicine

Profile incomplete ✖


Role: Plenary Faculty

Edit Katie Barten's Profile

Remove Katie Barten

Enter "Professional Title(s)" and "Credentials." If you do not know this information, enter "N/A." Once you have completed entering this information, click "Continue."

Submission Title: Test Concurrent Session

 CONCURRENT SESSION MODERATOR/CONCURRENT SESSIO... Continue

Please complete the mandatory fields and as much of the additional information as you can and then press the 'Continue' button.

Personal Details	Contact Details	Mailing Address
Prefix <input type="text"/>	Office Phone <input type="text"/>	Address Line 1 <input type="text"/>
First Name * <input type="text" value="Katie"/>	Cell Phone <input type="text"/>	Address Line 2 <input type="text"/>
Middle Initial <input type="text"/>	Fax <input type="text"/>	Address Line 3 <input type="text"/>
Last Name * <input type="text" value="Barten"/>	Email Address * <input type="text" value="kbartentbd1@sccm.org"/>	City <input type="text"/>
Suffix <input type="text"/>		State <input type="text" value="-- Select State/Province --"/>
		Zip <input type="text"/>
		Country <input type="text" value="United States"/>

Administrative Assistant
To be copied on all submission emails Not Applicable

Name	Telephone	Email
<input type="text"/>	<input type="text"/>	<input type="text"/>

Professional Information (as it will appear on conference materials)

Professional Title(s) (max character 100) *

Institution *

Credentials (if exact credentials unknown, enter N/A) *

Role *

- Concurrent Session Faculty
- Concurrent Session Moderator
- Panellist
- Back-up Speaker
- Back-up Moderator
- TBD Faculty

Fill out mandatory fields as shown

Enter this information for each profile until the green "Profile complete" message appears for each one. Once you are done entering moderators, faculty members, and back-up speakers, click the "Continue" button.







Adding in a TBD faculty member

If a moderator or faculty member is still to be determined for a suggested presentation topic, enter TBD# in the first name and last name fields for each individual (TBD1, TBD2, TBD3, etc.). **The system requires a unique email address for each individual.** Use your own email address but add TBD# to it for each individual you are adding (e.g. submitter S. Smith whose email is ssmith@medicalu.edu would enter ssmithTBD1@medicalu.edu). Continue to add faculty as necessary, as shown below.

First Name	Last Name	Email	Roles
TBD1	TBD1	kbartenTBD1@sccm.org	TBD Faculty
TBD2	TBD2	kbartenTBD2@sccm.org	TBD Faculty
TBD3	TBD3	kbartenTBD3@sccm.org	TBD Faculty
TBD4	TBD4	kbartenTBD4@sccm.org	TBD Faculty

Once all moderators and faculty members have been added, click “Save Moderator/Faculty Members.” Each time you complete a task, a green checkmark will appear. You can always go back and edit if needed.

Submission Title: Test Concurrent Session

-  **1. Acknowledgement**
Completed Tuesday, September 13, 2022, 12:15 AM
Click here to complete the Acknowledgement Task.
-  **2. Overall Description**
Completed Tuesday, September 13, 2022, 12:52 AM
Click here to add an overall description to your session.
-  **3. Learning Objective(s)**
Completed Tuesday, September 13, 2022, 12:27 AM
Provide 3 learning objectives that are clear, measurable, and achievable.
-  **4. Categories**
Completed Tuesday, September 13, 2022, 12:18 AM
Click here to add classification and patient type to your submission
-  **5. Moderator/Faculty Member**
Completed Tuesday, September 13, 2022, 1:00 AM
Click here to add a Moderator/Faculty to this session.
-  **6. Topics and Descriptions**
Completed Tuesday, September 13, 2022, 1:32 AM
Click here to add Topics and Descriptions to this Session

[Save Submission](#)

Task 6. Topics and Descriptions. Here you will see the names of the different speakers you entered in Task 5. Each speaker will need to be tied to a topic that you will enter in by clicking “Edit (name of speaker’s) Form.”

Home / Submission / Tasks / Edit Topics and Descriptions Task for 'Test Concurrent Session'

EDIT TOPICS AND DESCRIPTIONS TASK FOR 'TEST CONCURRE...' Complete Task

Enter the topic a faculty member will speak about by clicking on the green Edit Form button * Indicates a required field

- 1 Katie Barten, BA, DES
Intensivist, SCCM
Presentation incomplete
Role(s): Concurrent Session Faculty
Edit Katie Barten's Form
- 2 Beth Barten, TBD
Intensivist, SCCM
Presentation incomplete
Role(s): Concurrent Session Faculty
Edit Beth Barten's Form

Complete Task

Follow the instructions located in the first box on how to enter in the Topic title regarding capitalization, etc. Enter in the Description of the topic that the faculty member will address in the second box.

- In the third box, you **MUST** enter in the Back-Up Speaker exactly as **you entered it as Moderator/ Faculty Member in Task 5..** These two names must match if a Back-Up Speaker was entered. If you have not identified a Back-Up Speaker, enter N/A.

Home / Submission / Tasks / Edit Topics and Descriptions Task for 'Test Concurrent Session'

EDIT TOPICS AND DESCRIPTIONS TASK FOR 'TEST CONCURRE...' Continue

ADMIN MODE
 Disable all word and character limitations on this page

Topic *
The title must be brief and clearly indicate the nature of the presentation. Please use title case when entering your title; that is capitalize only the first letter of the first words of the title, the first word after a colon, and any proper nouns or abbreviations. The total length of the title should be no more than 200 characters, not including spaces.

Enter the title you choose here 31 characters
6 words

Description *
Enter a description of the topic the faculty member will address.

File Edit Insert View Format Table Tools
B I U x₂ x₁ [List] [Table] [Image] [Link] [Help]

Enter a description of the topic the faculty member will address. 65 characters
11 words


If you identified a BACK-UP SPEAKER in the Moderator/Faculty Member task for this presentation, please add the individual's name here to match exactly. *
Include first and last name.

Mollie Weinstein 16 characters
2 words

Continue



Once you have entered the topic and description for all faculty members associated with the session, the green checkmark will appear next to Presentation completed. Then click the blue "Complete Task" button.


Home / Submission / Tasks / Edit Topics and Descriptions Task for 'Test Concurrent Session'

 EDIT TOPICS AND DESCRIPTIONS TASK FOR 'TEST CONCURRE...' [Complete Task](#)

Presentation for Beth Barten was successfully completed on Tuesday, September 13, 2022, 1:30 AM

Enter the topic a faculty member will speak about by clicking on the **green** Edit Form button * Indicates a required field

- 1** Katie Barten, BA, DES
Intensivist, SCCM
Presentation completed 
Role(s): Concurrent Session Faculty
[Edit Katie Barten's Form](#)
- 2** Beth Barten, TBD
Intensivist, SCCM
Presentation completed 
Role(s): Concurrent Session Faculty
[Edit Beth Barten's Form](#)

[Complete Task](#) 

Once all your tasks have green checkmarks, click the blue “Save Submission” button.

Submission Title: Test Concurrent Session



1. Acknowledgement

Completed Tuesday, September 13, 2022, 12:15 AM
Click here to complete the Acknowledgement Task.



2. Overall Description

Completed Tuesday, September 13, 2022, 12:52 AM
Click here to add an overall description to your session.



3. Learning Objective(s)

Completed Tuesday, September 13, 2022, 12:27 AM
Provide 3 learning objectives that are clear, measurable, and achievable.



4. Categories

Completed Tuesday, September 13, 2022, 12:18 AM
Click here to add classification and patient type to your submission



5. Moderator/Faculty Member

Completed Tuesday, September 13, 2022, 1:00 AM
Click here to add a Moderator/Faculty to this session.



6. Topics and Descriptions



Completed Tuesday, September 13, 2022, 1:32 AM
Click here to add Topics and Descriptions to this Session

Save Submission



Now you can click “Click here for a preview of your submission” at the bottom of the screen to review your submission and print it for your records. Once you are satisfied with your submission, click the blue “Submit” button at the top of the screen.







Home / Submission / Tasks / Submit


 SUBMISSION SUMMARY 

[Test Concurrent Session](#)

Submission ID: 1343981
Submission Format: One-Hour Concurrent Session
Submission Category: Behavioral Health and Well-Being
Submission Status: Complete

You have completed all the required tasks for this submission.
Use the "Submit" button to complete your submission.

-  **1. Acknowledgement**
Completed - Tuesday, September 13, 2022, 12:15 AM
-  **2. Overall Description**
Completed - Tuesday, September 13, 2022, 12:52 AM
-  **3. Learning Objective(s)**
Completed - Tuesday, September 13, 2022, 12:27 AM
-  **4. Categories**
Completed - Tuesday, September 13, 2022, 12:18 AM
-  **5. Moderator/Faculty Member**
Completed - Tuesday, September 13, 2022, 1:00 AM
-  **6. Topics and Descriptions**
Completed - Tuesday, September 13, 2022, 1:32 AM

[Click here for a preview of your submission.](#) 

[Submit](#)

After you complete your submission, a blue text graphic will appear, thanking you for your submission. You can submit feedback on the process by clicking "SUBMIT FEEDBACK" in the upper right corner. You can also begin another submission or edit your submission(s) by clicking the session title you wish to edit. If you misplace your confirmation email, you can also have it re-sent to you by clicking the green "Resend Session Proposal Confirmation Email" button.

Home | Log Out Conference Details | Technical Support

EVENT INFORMATION

2025 Annual Meeting
February 23 - 26, 2025 (Sunday - Wednesday)
Orlando, Florida
United States
[Contact the Event Organizer](#)

YOUR PROFILE

Katie Barten, BA, DES
Company / Institution: Society...
Logins: 2 [Log Out](#)
[View / Edit Your Profile](#)

SUBMIT FEEDBACK

We always welcome feedback, and we want to hear what you like and what can be improved.
[Feedback Form](#)

Thank you for submitting a session proposal for the 2025 Critical Care Congress!

SUBMISSION (You have 1 complete submission, 0 incomplete submissions, and 0 withdrawn submissions.)

Welcome to the 2025 Critical Care Congress Proposal Submission site!

Use this site to enter session information into the SCCM session building system.

Important Reminders About Your Submission:

- Incomplete submissions will not be reviewed by the Congress Program Committee.
- Please do not create another account if you already have one. Please reset your login information or contact Customer Service if you have account questions.
- Once you have finalized your submission you will receive an email notification. Please note that this email is only sent to the person who submits the session.
- PLEASE NOTE: The Congress Program Committee reserves the right to change/alter/merge/reject session, titles, content, and speakers to meet program needs.
- Contact SCCM Customer Service with any questions:
Email: support@sccm.org
Phone: 847-827-6888

[+ Click here to begin a new submission](#)

[✓ Test Submission](#)
Status: Complete (Submitted 09/15/2023, 3:51 PM)

[Preview Submission](#) [Resend Submission Confirmation Email](#)

Thank you for completing your submission. We would love to hear your feedback on this system.

Your confirmation email will contain all the information you entered in your submission for later reference. You can also go back into the proposal submission through the link shown below:

Critical Care Congress
FEBRUARY 23-26, 2025 | ORLANDO, FLORIDA

Society of Critical Care Medicine
CRITICAL CARE CONGRESS

2025 Critical Care Congress - Submission Confirmation

2025 Critical Care Congress Submission Site: 2025 Annual Meeting

You can access your Submission at any time by [clicking here.](#)

Submission Format
One-Hour Concurrent Session

Submission Category:
Immunology

Submission Status:
Complete

Submission ID:
1634257

Submission Title:
Test Submission

Moderator/Faculty Member(s)

1. [Katie Barten, BA, DES](#) (Role: Concurrent Session Faculty; Back-up Speaker)
2. [Audra Kubilius, TBD](#) (Role: Concurrent Session Moderator)

Overall Description

If you have any questions or concerns, please feel free to contact SCCM Customer Service at +1 847 827-6888 or support@sccm.org.